



POWERFUL MOTOR
Exceptional 12VDC starting torque for folding and swing gates.



VERSATILE OPERATOR
Handles up to 3m per leaf and 300kgs. Ideal for wide pillars.



PRESERVES DESIGN
Automates without altering gate shape. Compatible with large posts.



DURABLE & STYLISH
Special weather-resistant cover for premium look and extended use.

Learns and stores in memory, creating a default setting for future cycles-allow for longer operator life.

Release Lock for Gate

With advanced safety integration, the S-320H system can be easily disengaged for manual operation during power outages, ensuring added convenience

1



TURN KEY TO RELEASE
Action 1: Turn key to disengage

2




LOCK
Action 2: For regular use

3



RELEASE
Action 3: For power loss



Some changes may have happened to the product after this brochure is printed. The appearance and feature of the actual product may be slightly different from the illustration.

CASA | ASIA

reserves the right to make technical changes to the product without notice.
www.casa-asia.com

CASA | ASIA
THE EASY DOORWAY

S-320H

PREMIUM ELECTRO-MECHANICAL GATE OPERATOR
for Swing & Folding Gates



INTEGRATED MANUAL RELEASE
For effortless access control



OPTIMIZED PERFORMANCE
for residential properties (up to 3m leaf)



DESIGNED FOR ELEGANCE ENGINEERED FOR DURABILITY

CASA | ASIA



Specifications Chart

Model	Casa Asia S-320H
Power Supply	230V
Power Max	40 Watts
Current Max	3 Ampere
Torque Max	190 Nm
Operating Voltage	DC13V - DC18V
Operating Power	20 Watts
Operating Current	1.36 Ampere
Operating Torque	96 Nm
Output Speed	2 R.P.M
Opening Time	10 second (Total Open / Close)
Keypad Control	2 wired / wireless (23A battery)



INSTALLATION GUIDE

A detailed visual guide for precise configuration and optimal performance.



- 1 | SWING / FOLDING GATE MOTOR
- 2 | CONTROL BOARD
- 3 | PILLAR LIGHT
- 4 | INFRARED BEAM SENSOR

PRODUCT FEATURES

DISCOVER THE VALUE OF CASA ASIA S-320H

Whether you're upgrading an existing gate or installing a new one, Casa Asia S-320H offers long-term performance with minimal maintenance.

Multifunction Keypad



- F1 Panic Alarm / Lighting
- F2 On / Off Buzzer
- F3 Press Open / Close Both Wings
- F4 Press Open / Close Left Wing
- F5 On / Off Auto-Close
- F6 Press Open / Close Right Wing




Weatherproof

Designed to withstand heavy rains and sunlight



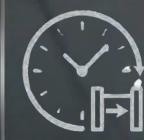
Gate Buzzer Alert

3 types of buzzer sounds to differentiate gate status



Backup Battery

Keeps your gate running smoothly during power outages



Auto Close Timer

Automatically closes your gate after a present time



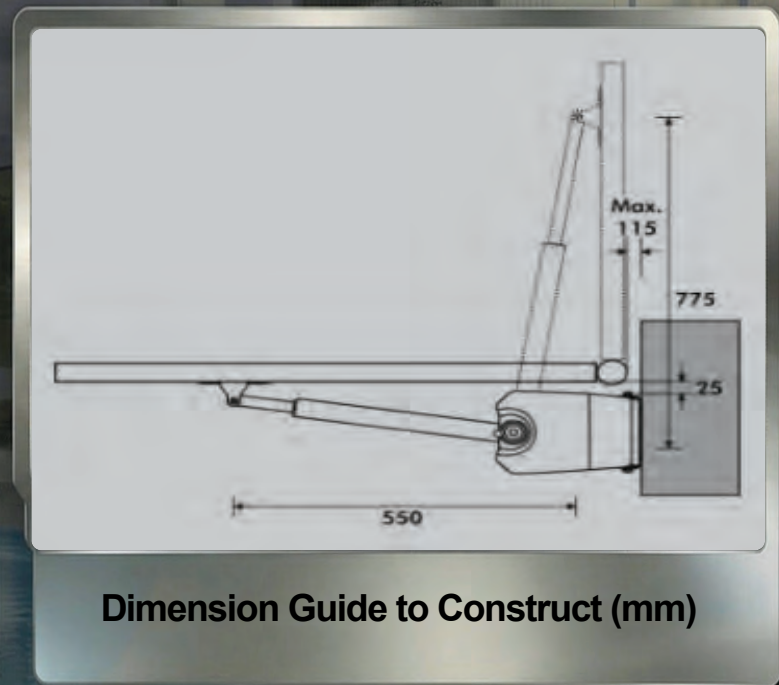
Safety Beam Sensor

Prevents gate from closing when obstacles are detected (optional)



Memory Function

Creates a default setting for seamless future cycles



Dimension Guide to Construct (mm)